

**BRITCAR**  
**SPA EURO RACE 2014**  
**RACE 2 (120')**  
**Provisional Classification**

Drivers	Team	Vehicle	Class	Laps	Total Time	Gap	Avg Kph	Best Lap	Avg Kph
1 393 Jake CAMILLERI	Racer Industries	MARC Focus V8	2	45	<b>2:02:00.763</b>	-	155.0	35 <b>2:34.623</b>	163.1
2 31 Darren NELSON/Nigel GREENSALL	BAMD	Ferrari 458 Challenge	2	45	<b>2:02:20.103</b>	+19.340	154.6	36 <b>2:30.911</b>	167.1
3 21 Peter COOK/Franck PELLE	Simpson Motorsport	Audi R8	2	45	<b>2:02:37.297</b>	+36.534	154.2	6 <b>2:28.497</b>	169.8
4 26 David MASON/Calum LOCKIE	FF Corse	Ferrari 458 Challenge	2	45	<b>2:03:53.972</b>	+1:53.209	152.6	6 <b>2:29.218</b>	169.0
5 391 Peter LEEMHUIS/Keith KASSULKE	Racer Industries	MARC Focus V8	2	44	<b>2:02:42.514</b>	1 Lap	150.7	3 <b>2:38.598</b>	159.0
6 24 Guillaume GRUCHET	Driver	Porsche 997 Cup	2	43	<b>2:02:21.939</b>	2 Laps	147.7	7 <b>2:37.375</b>	160.2
7 450 Cor EUSER/Osman YUSUF	Cor Euser Racing	Lotus Evora	3	42	<b>2:02:42.415</b>	3 Laps	143.8	35 <b>2:41.640</b>	156.0
8 43 Ian DONALDSON/Anna WALEWSKA	Intersport	BMW V8 GT4	3	41	<b>2:02:28.790</b>	4 Laps	140.7	10 <b>2:45.260</b>	152.6
9 79 Cris HAYES/Andy THOMPSON	Westlake Motorsport	Seat 2000	4	41	<b>2:03:55.628</b>	4 Laps	139.0	4 <b>2:50.307</b>	148.1
10 77 David WEBB/Andrew GIBBS	Track Torque	Seat T	4	41	<b>2:04:10.850</b>	4 Laps	138.7	9 <b>2:50.022</b>	148.3
11 66 Emin SADIG/Wil ARIF		BMW Z3	4	39	<b>2:02:23.227</b>	6 Laps	133.9	26 <b>2:51.117</b>	147.4
12 2 Javier MORCILLO/Manuel CINTRANO	Neil Garner Motorsport	Mosler MT900 GT3	1	39	<b>2:03:22.722</b>	6 Laps	132.8	22 <b>2:26.147</b>	172.5
13 57 Mike MOSS/Tom HOWARD		BMW M3 GT4	4	37	<b>1:48:45.548</b>	8 Laps	143.0	15 <b>2:41.369</b>	156.3
14 42 Adam HAYES/Mark RADCLIFFE	Intersport	BMW M3 GT4	3	35	<b>2:06:41.896</b>	10 Laps	116.1	30 <b>2:47.470</b>	150.6
15 68 Robert TAYLOR/Graham COX	Zest Racecar Engineering	Seat T	4	33	<b>2:03:33.016</b>	12 Laps	112.2	13 <b>2:50.902</b>	147.5
16 46 Ian MITCHELL	Ian Mitchell	BMW V8	3	30	<b>2:04:03.572</b>	15 Laps	101.6	6 <b>2:46.119</b>	151.8
17 33 Jensen LUNN/Alistair LINDSAY	Jensen Lunn	Chevron GT 3	2	24	<b>1:29:35.324</b>	21 Laps	112.6	8 <b>2:53.637</b>	145.2
18 53 Mark CUNNINGHAM/Peter CUNNINGHAM		Seat T	4	19	<b>52:16.018</b>	26 Laps	152.8	14 <b>2:43.195</b>	154.5
19 41 Andrew DONALDSON/John STACK	Intersport	Ginetta G50 GT4	3	18	<b>56:48.460</b>	27 Laps	133.2	10 <b>2:46.522</b>	151.4
20 37 Hans VAN BEEK/Joey VAN BEEK	Name Stitching Class Racing	BMW	3	16	<b>46:40.616</b>	29 Laps	144.0	6 <b>2:49.364</b>	148.9
21 54 Jonathan CULLUM/Rob CULLUM		Seat Supercopa	4	8	<b>22:45.916</b>	37 Laps	147.7	6 <b>2:47.289</b>	150.7
22 9 Chris BEIGHTON/Jon FINNEMORE		Marcos GTC	1	5	<b>14:09.160</b>	40 Laps	148.5	2 <b>2:32.943</b>	164.9
23 8 Mike MILLARD		Rapier SR2 LMPX	1	5	<b>38:52.729</b>	40 Laps	54.0	4 <b>2:30.107</b>	168.0

**Not started**

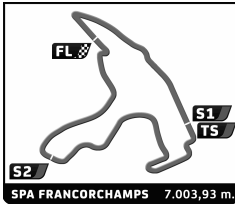
49 Martin PARSONS/Chrissy PALMER	Track Torque Racing	Chevron GR8	3
228 Viron ALEXANDRE/Bordel PIERRE-ETIENNE	Delahaye Racing Team	Porsche 997 GT3	1

<b>Pole Position</b>	J. MORCILLO		
<b>Fastest Lap</b>	Lap 22	Manuel CINTRANO	<b>2:26.147</b> 172.5 Kph

Published at: .....

Track Status: **DRY**


<b>Race Director:</b>	<b>Timekeeper:</b>
-----------------------	--------------------



**BRITCAR**  
SPA EURO RACE 2014  
RACE 2

Best Sector Times

SECTOR 1			SECTOR 2			SECTOR 3			Pos	Team	Cl	Ideal Lap	Best Lap
Pos	Driver	Time	Driver	Time	Driver	Time							
1	2 M.CINTRANO	41.724	2 M.CINTRANO	1:06.834	2 M.CINTRANO	37.539	1	2 Neil Garner Motorsport	1	2'26.097	2:26.147	(1)	
2	21 P.COOK	42.408	21 P.COOK	1:07.950	8 M.MILLARD	37.872	2	21 Simpson Motorsport	2	2'28.258	2:28.497	(2)	
3	9 C.BEIGHTON	42.436	26 D.MASON	1:08.465	21 P.COOK	37.900	3	26 FF Corse	2	2'29.218	2:29.218	(3)	
4	26 D.MASON	42.584	8 M.MILLARD	1:08.997	26 D.MASON	38.169	4	8	1	2'29.546	2:30.107	(4)	
5	31 N.GREENSALL	42.632	31 N.GREENSALL	1:09.480	31 N.GREENSALL	38.667	5	31 BAMD	2	2'30.779	2:30.911	(5)	
6	8 M.MILLARD	42.677	9 C.BEIGHTON	1:10.989	9 C.BEIGHTON	39.235	6	9	1	2'32.660	2:32.943	(6)	
7	393 J.CAMILLERI	43.386	393 J.CAMILLERI	1:11.119	393 J.CAMILLERI	39.341	7	393 Racer Industries	2	2'33.846	2:34.623	(7)	
8	391 P.LEEMHUIS	44.206	24 G.GRUCHET	1:12.765	24 G.GRUCHET	40.181	8	24 Driver	2	2'37.375	2:37.375	(8)	
9	24 G.GRUCHET	44.429	391 P.LEEMHUIS	1:12.897	391 P.LEEMHUIS	40.428	9	391 Racer Industries	2	2'37.531	2:38.598	(9)	
10	450 O.YUSUF	45.754	57 M.MOSS	1:13.371	450 C.EUSER	41.127	10	57	4	2'40.442	2:41.369	(10)	
11	57 M.MOSS	45.793	53 M.CUNNINGHAM	1:13.670	57 T.HOWARD	41.278	11	450 Cor Euser Racing	3	2'40.852	2:41.640	(11)	
12	42 M.RADCLIFFE	46.803	450 C.EUSER	1:13.971	53 M.CUNNINGHAM	41.364	12	53	4	2'42.103	2:43.195	(12)	
13	43 I.DONALDSON	46.843	41 A.DONALDSON	1:15.451	43 I.DONALDSON	42.297	13	43 Intersport	3	2'44.983	2:45.260	(13)	
14	53 M.CUNNINGHAM	47.069	46 I.MITCHELL	1:15.495	46 I.MITCHELL	42.360	14	46 Ian Mitchell	3	2'45.534	2:46.119	(14)	
15	41 A.DONALDSON	47.666	43 I.DONALDSON	1:15.843	42 M.RADCLIFFE	42.566	15	41 Intersport	3	2'45.715	2:46.522	(15)	
16	46 I.MITCHELL	47.679	54 J.CULLUM	1:16.154	41 A.DONALDSON	42.598	16	42 Intersport	3	2'46.304	2:47.470	(17)	
17	54 J.CULLUM	47.809	68 R.TAYLOR	1:16.531	54 J.CULLUM	43.131	17	54	4	2'47.094	2:47.289	(16)	
18	37 H.VAN BEEK	47.917	77 D.WEBB	1:16.775	37 H.VAN BEEK	43.580	18	37 Name Stitching Class Racing	3	2'48.428	2:49.364	(18)	
19	66 E.SADIG	47.925	37 H.VAN BEEK	1:16.931	77 D.WEBB	43.860	19	77 Track Torque	4	2'49.030	2:50.022	(19)	
20	79 C.HAYES	48.193	42 M.RADCLIFFE	1:16.935	79 C.HAYES	43.997	20	79 Westlake Motorsport	4	2'50.017	2:50.307	(20)	
21	33 A.LINDSAY	48.263	79 C.HAYES	1:17.827	66 E.SADIG	44.244	21	68 Zest Racecar Engineering	4	2'50.081	2:50.902	(21)	
22	77 D.WEBB	48.395	66 E.SADIG	1:18.548	68 R.TAYLOR	44.466	22	66	4	2'50.717	2:51.117	(22)	
23	68 G.COX	49.084	33 J.LUNN	1:21.140	33 A.LINDSAY	44.620	23	33 Jensen Lunn	2	2'54.023	2:53.637	(23)	



**BRITCAR**  
SPA EURO RACE 2014  
RACE 2

Provisional Classification by Class

Nr. Drivers	Team	Car	Laps	Total Time	Gap	Kph	Best Lap		
							Lap	Time	Kph
<b>1</b>									
1 2 J. MORCILLO / M. CINTRANO	Neil Garner Motorsport	Mosler MT900 GT3	39	<b>2:03:22.722</b>		132.8	22	<b>2:26.147</b>	172.5
2 9 C. BEIGHTON / J. FINNEMORE		Marcos GTC	5	<b>14:09.160</b>	34 Laps	148.5	2	<b>2:32.943</b>	164.9
3 8 M. MILLARD		Rapier SR2 LMPX	5	<b>38:52.729</b>	34 Laps	54.0	4	<b>2:30.107</b>	168.0
<b>Not started</b>									
228 V. ALEXANDRE / B. PIERRE-ETIENNE	Delahaye Racing Team	Porsche 997 GT3			38 Laps	0.0			
<b>2</b>									
1 393 J. CAMILLERI	Racer Industries	MARC Focus V8	45	<b>2:02:00.763</b>		155.0	35	<b>2:34.623</b>	163.1
2 31 D. NELSON / N. GREENSALL	BAMD	Ferrari 458 Challenge	45	<b>2:02:20.103</b>	+19.340	154.6	36	<b>2:30.911</b>	167.1
3 21 P. COOK / F. PELLE	Simpson Motorsport	Audi R8	45	<b>2:02:37.297</b>	+36.534	154.2	6	<b>2:28.497</b>	169.8
4 26 D. MASON / C. LOCKIE	FF Corse	Ferrari 458 Challenge	45	<b>2:03:53.972</b>	+153.209	152.6	6	<b>2:29.218</b>	169.0
5 391 P. LEEMHUIS / K. KASSULKE	Racer Industries	MARC Focus V8	44	<b>2:02:42.514</b>	1 Laps	150.7	3	<b>2:38.598</b>	159.0
6 24 G. GRUCHET	Driver	Porsche 997 Cup	43	<b>2:02:21.939</b>	2 Laps	147.7	7	<b>2:37.375</b>	160.2
7 33 J. LUNN / A. LINDSAY	Jensen Lunn	Chevron GT 3	24	<b>1:29:35.324</b>	21 Laps	112.6	8	<b>2:53.637</b>	145.2
<b>3</b>									
1 450 C. EUSER / O. YUSUF	Cor Euser Racing	Lotus Evora	42	<b>2:02:42.415</b>		143.8	35	<b>2:41.640</b>	156.0
2 43 I. DONALDSON / A. WALEWSKA	Intersport	BMW V8 GT4	41	<b>2:02:28.790</b>	1 Laps	140.7	10	<b>2:45.260</b>	152.6
3 42 A. HAYES / M. RADCLIFFE	Intersport	BMW M3 GT4	35	<b>2:06:41.896</b>	7 Laps	116.1	30	<b>2:47.470</b>	150.6
4 46 I. MITCHELL	Ian Mitchell	BMW V8	30	<b>2:04:03.572</b>	12 Laps	101.6	6	<b>2:46.119</b>	151.8
5 41 A. DONALDSON / J. STACK	Intersport	Ginetta G50 GT4	18	<b>56:48.460</b>	24 Laps	133.2	10	<b>2:46.522</b>	151.4
6 37 H. VAN BEEK / J. VAN BEEK	Name Stitching Class Racing	BMW	16	<b>46:40.616</b>	26 Laps	144.0	6	<b>2:49.364</b>	148.9
<b>Not started</b>									
49 M. PARSONS / C. PALMER	Track Torque Racing	Chevron GR8			42 Laps	0.0			
<b>4</b>									
1 79 C. HAYES / A. THOMPSON	Westlake Motorsport	Seat 2000	41	<b>2:03:55.628</b>		139.0	4	<b>2:50.307</b>	148.1
2 77 D. WEBB / A. GIBBS	Track Torque	Seat T	41	<b>2:04:10.850</b>	+15.222	138.7	9	<b>2:50.022</b>	148.3
3 66 E. SADIG / W. ARIF		BMW Z3	39	<b>2:02:23.227</b>	2 Laps	133.9	26	<b>2:51.117</b>	147.4
4 57 M. MOSS / T. HOWARD		BMW M3 GT4	37	<b>1:48:45.548</b>	4 Laps	143.0	15	<b>2:41.369</b>	156.3
5 68 R. TAYLOR / G. COX	Zest Racecar Engineering	Seat T	33	<b>2:03:33.016</b>	8 Laps	112.2	13	<b>2:50.902</b>	147.5
6 53 M. CUNNINGHAM / P. CUNNINGHAM		Seat T	19	<b>52:16.018</b>	22 Laps	152.8	14	<b>2:43.195</b>	154.5
7 54 J. CULLUM / R. CULLUM		Seat Supercopa	8	<b>22:45.916</b>	33 Laps	147.7	6	<b>2:47.289</b>	150.7


Published at: .....

Track Status:

**DRY**

Race Director:


Timekeeper:



**BRITCAR**  
SPA EURO RACE 2014  
RACE 2

Lap Chart


		LAP																																		
Nr	Pos	Grid	1	2	3	4	5	6	7	8	9	10	11	12	13	14	15	16	17	18	19	20	21	22	23	24	25	26	27	28	29	30	31	32		
2	<b>1</b>	2	21	26	26	26	26	26	26	26	26	26	26	26	26	26	26	26	26	26	21	21	21	21	21	21	21	21	21	21	21	21	21	21	21	
393	<b>2</b>	393	26	21	21	21	21	21	21	21	21	21	21	21	21	21	21	21	21	21	26	26	26	26	26	26	26	26	26	26	26	26	26	26	26	26
21	<b>3</b>	21	391	9	9	9	391	393	393	393	393	393	393	393	393	393	393	393	393	393	393	393	393	393	393	393	31	31	393	393	393	26	21	31	31	
26	<b>4</b>	26	24	391	391	391	393	391	391	391	2	2	2	2	2	2	2	31	31	31	31	31	31	31	31	31	393	393	31	31	31	31	31	391	391	
391	<b>5</b>	391	393	24	393	393	24	24	24	2	391	391	391	31	31	31	31	391	24	24	24	24	24	24	24	24	24	24	24	24	24	391	391	391	26	26
24	<b>6</b>	24	41	393	24	24	31	2	2	31	31	31	31	391	391	391	391	24	450	57	57	57	391	391	391	391	391	391	391	24	24	24	24	24	24	
450	<b>7</b>	450	9	31	31	31	2	31	31	24	24	24	24	24	24	24	24	2	57	450	450	450	450	450	450	450	450	450	450	450	450	450	450	450	450	
41	<b>8</b>	41	31	41	2	2	450	450	450	450	450	450	450	450	450	450	450	450	53	53	53	391	43	43	43	57	57	57	57	57	57	57	57	57	57	
42	<b>9</b>	42	450	2	41	450	53	53	53	53	53	53	53	53	53	53	57	391	391	391	43	57	57	57	57	43	43	43	43	43	43	43	43	43	43	43
53	<b>10</b>	53	53	53	450	53	41	41	57	57	57	57	57	57	57	57	53	53	43	43	43	42	42	42	42	42	42	42	42	42	42	42	42	42	43	43
43	<b>11</b>	43	54	450	53	41	9	57	41	41	41	41	41	43	43	43	43	43	42	42	42	77	79	79	79	79	79	79	79	79	79	79	79	79	79	79
79	<b>12</b>	79	68	54	54	43	57	43	43	43	43	43	43	41	42	42	42	42	77	77	77	79	77	77	77	77	77	77	77	77	77	77	77	77	77	77
31	<b>13</b>	31	2	43	43	57	43	54	54	54	79	37	37	37	37	37	77	79	79	79	66	66	66	66	66	66	66	66	66	66	66	66	66	66	66	66
54	<b>14</b>	54	43	68	57	54	54	46	46	79	37	79	42	42	68	68	68	79	66	66	2	2	2	2	2	2	2	2	2	2	2	2	2	2	2	
68	<b>15</b>	68	79	79	79	79	46	79	79	37	42	42	79	68	79	77	77	37	41	41	33	33	33	33	33	33	33	33	68	68	68	68	68	68	68	
46	<b>16</b>	46	42	57	46	46	79	68	37	42	68	68	68	79	77	79	79	66	33	33	2	68	68	68	68	68	46	46	46	46	46	46	46	46		
77	<b>17</b>	77	46	46	68	68	68	37	68	68	77	77	77	77	66	66	66	41	2	2	68	46	46	46	46	46	46	46	46	46	46	46	46	46	46	
8	<b>18</b>	8	57	42	42	42	42	42	42	77	33	66	33	66	41	41	41	33	68	68	46	46	46	46	46	46	46	46	46	46	46	46	46	46	46	
66	<b>19</b>	66	37	37	37	37	37	77	77	46	66	33	66	33	33	33	33	68	46	46	46	46	46	46	46	46	46	46	46	46	46	46	46	46	46	
33	<b>20</b>	33	33	77	33	77	77	33	33	33	46	46	46	46	46	46	46	46	46	46	46	46	46	46	46	46	46	46	46	46	46	46	46	46	46	
9	<b>21</b>	9	66	33	77	33	33	66	66	66	66	66	66	66	66	66	66	66	66	66	66	66	66	66	66	66	66	66	66	66	66	66	66	66	66	
49	<b>22</b>	49	77	66	66	66	66	66	66	66	66	66	66	66	66	66	66	66	66	66	66	66	66	66	66	66	66	66	66	66	66	66	66	66	66	
228	<b>23</b>	228	8	8	8	8	8	8	8	8	8	8	8	8	8	8	8	8	8	8	8	8	8	8	8	8	8	8	8	8	8	8	8	8		
37	<b>24</b>	37	37	37	37	37	37	37	37	37	37	37	37	37	37	37	37	37	37	37	37	37	37	37	37	37	37	37	37	37	37	37	37	37	37	
57	<b>25</b>	57	57	57	57	57	57	57	57	57	57	57	57	57	57	57	57	57	57	57	57	57	57	57	57	57	57	57	57	57	57	57	57	57	57	



**BRITCAR**  
SPA EURO RACE 2014  
RACE 2

Lap Chart


		LAP													
Nr	Pos	33	34	35	36	37	38	39	40	41	42	43	44	45	
2	<b>1</b>	393	393	393	393	393	393	393	393	393	393	393	393	393	
393	<b>2</b>	21	31	31	31	31	31	31	31	31	31	31	31	31	
21	<b>3</b>	31	21	21	21	21	21	21	21	21	21	21	21	21	
26	<b>4</b>	26	26	26	26	26	26	26	26	26	26	26	26	26	
391	<b>5</b>	391	391	391	391	391	391	391	391	391	391	391	391	391	
24	<b>6</b>	24	24	24	24	24	24	24	24	24	24	24	24	24	
450	<b>7</b>	450	450	450	450	450	450	450	450	450	450	450	450	450	
41	<b>8</b>	57	57	57	57	57	43	43	43	43	43	43	43	43	
42	<b>9</b>	42	42	43	43	43	79	79	79	79	79	79	79	79	
53	<b>10</b>	43	43	79	79	79	77	77	77	77	77	77	77	77	
43	<b>11</b>	79	79	77	77	77	66	66	66	66	66	66	66	66	
79	<b>12</b>	77	77	66	66	66	2	2	2	2	2	2	2	2	
31	<b>13</b>	66	66	2	2	2	2	2	2	2	2	2	2	2	
54	<b>14</b>	2	2	2	2	2	2	2	2	2	2	2	2	2	
68	<b>15</b>	68	68	68	68	68	68	68	68	68	68	68	68	68	
46	<b>16</b>														
77	<b>17</b>														
8	<b>18</b>														
66	<b>19</b>														
33	<b>20</b>														
9	<b>21</b>														
49	<b>22</b>														
228	<b>23</b>														
37	<b>24</b>														
57	<b>25</b>														



**BRITCAR**  
SPA EURO RACE 2014  
RACE 2

Fastest Lap Sequence

Practice Time	Team	Car	Class	Driver	Time	Kph	Lap
5:09.354	26 FF Corse	Ferrari 458 Challenge	2	David MASON	2:32.907	164.9	2
7:40.381	26 FF Corse	Ferrari 458 Challenge	2	David MASON	2:31.027	167.0	3
10:11.111	26 FF Corse	Ferrari 458 Challenge	2	David MASON	2:30.730	167.3	4
12:41.024	26 FF Corse	Ferrari 458 Challenge	2	David MASON	2:29.913	168.2	5
12:42.050	21 Simpson Motorsport	Audi R8	2	Peter COOK	2:29.648	168.5	5
15:10.242	26 FF Corse	Ferrari 458 Challenge	2	David MASON	2:29.218	169.0	6
15:10.547	21 Simpson Motorsport	Audi R8	2	Peter COOK	2:28.497	169.8	6
1:13:46.317	2 Neil Garner Motorsport	Mosler MT900 GT3	1	Manuel CINTRANO	2:28.061	170.3	3
1:16:13.806	2 Neil Garner Motorsport	Mosler MT900 GT3	1	Manuel CINTRANO	2:27.489	171.0	4
1:18:41.280	2 Neil Garner Motorsport	Mosler MT900 GT3	1	Manuel CINTRANO	2:27.474	171.0	5
1:21:07.427	2 Neil Garner Motorsport	Mosler MT900 GT3	1	Manuel CINTRANO	2:26.147	172.5	6




**BRITCAR**  
SPA EURO RACE 2014  
RACE 2

Analysis by lap

Lapped

Nr	Lap Time	Gap	Nr	Lap Time	Gap	Nr	Lap Time	Gap	Nr	Lap Time	Gap	Nr	Lap Time	Gap			
<b>Lap 1</b>			24	2:40.307	26.116	43	2:48.058	1'32.486	42	2:51.638	1 Lap	<b>Lap 11</b>					
21	2:36.210		31	2:38.550	31.150	54	2:49.941	1'37.248	77	2:50.092	1 Lap	26	2:31.447		21	2:31.543	0.316
26	2:36.447	0.237	2	2:37.018	36.766	46	2:46.910	1'41.738	33	2:54.199	1 Lap	41	2:46.522	1 Lap	43	2:45.260	1 Lap
391	2:43.484	7.274	41	2:49.154	46.008	79	2:51.283	1'45.207	66	2:52.454	1 Lap	37	2:52.739	1 Lap	79	2:55.954	1 Lap
24	2:45.026	8.816	450	2:45.409	46.482	68	2:53.383	1'53.058	393	2:37.189	55.301	42	2:51.203	1 Lap	68	2:54.114	1 Lap
393	2:46.323	10.113	53	2:45.904	46.962	42	2:52.369	1'56.608	391	2:39.806	1'03.499	2	2:36.108	1'03.763	393	2:36.779	1'14.023
41	2:47.335	11.125	8	5:09.686	1 Lap	37	2:52.229	1'56.632	2	2:36.108	1'03.763	2	2:36.456	1'21.575	77	2:52.015	1 Lap
9	2:48.031	11.821	54	2:49.262	57.433	77	2:51.120	2'11.597	31	2:37.001	1'08.941	391	2:38.967	1'27.579	31	2:37.441	1'27.854
31	2:52.624	16.414	43	2:49.019	58.048	33	2:53.901	2'15.624	24	2:50.882	1'17.322	24	2:40.434	1'47.412	66	2:54.433	1 Lap
450	2:53.349	17.139	57	2:45.913	1'01.128	66	2:53.581	2'16.646	450	2:42.670	1'49.786	33	3:11.636	1 Lap	450	2:41.833	2'21.796
53	2:53.959	17.749	79	2:50.760	1'04.260	<b>Lap 6</b>			53	2:45.371	1'54.561	2	2:36.456	1'21.575			
54	2:59.095	22.885	46	2:49.241	1'06.370	26	2:29.218		57	2:42.121	2'04.403	41	2:48.450	2'14.621	77	2:52.015	1 Lap
68	2:59.676	23.466	68	2:54.479	1'06.728	21	2:28.497	0.305	43	2:46.057	2'17.855	43	2:46.057	2'17.855	391	2:38.967	1'27.579
2	3:01.786	25.576	42	2:53.755	1'11.772	393	2:37.439	45.366	<b>Lap 9</b>			31	2:37.441	1'27.854			
43	3:02.032	25.822	37	2:52.983	1'12.068	391	2:40.498	48.322	26	2:30.429		24	2:40.434	1'47.412			
79	3:03.252	27.042	33	2:56.144	1'27.338	24	2:38.634	53.419	21	2:30.482	0.596	66	2:54.433	1 Lap			
42	3:03.259	27.049	77	3:02.146	1'29.304	2	2:35.440	56.727	54	2:52.356	1 Lap	33	3:11.636	1 Lap			
46	3:03.797	27.587	66	2:57.303	1'29.419	31	2:39.074	59.200	79	2:54.266	1 Lap	450	2:41.833	2'21.796			
57	3:05.093	28.883	<b>Lap 4</b>			450	2:42.926	1'28.438	37	2:53.634	1 Lap	2	2:36.456	1'21.575			
37	3:08.985	32.775	26	2:30.730		53	2:43.197	1'30.033	42	2:51.715	1 Lap	41	2:48.185	1 Lap			
33	3:10.511	34.301	21	2:30.759	1.291	41	2:48.204	1'42.417	68	2:53.470	1 Lap	43	2:48.018	1 Lap			
66	3:12.082	35.872	9	2:34.389	19.212	57	2:43.048	1'44.275	77	2:52.288	1 Lap	393	2:38.260	1'20.431			
77	3:12.344	36.134	391	2:38.606	28.257	43	2:46.153	1'49.421	46	3:39.331	1 Lap	37	2:49.662	1 Lap			
8	3:18.066	41.856	393	2:35.959	30.034	54	2:47.289	1'55.319	33	2:53.637	1 Lap	2	2:38.431	1'28.154			
<b>Lap 2</b>			24	2:39.412	34.798	46	2:46.119	1'58.639	66	2:57.184	1 Lap	42	2:51.751	1 Lap			
26	2:32.907		31	2:40.601	41.021	79	2:51.593	2'07.582	393	2:37.529	1'02.401	79	2:56.609	1 Lap			
21	2:33.975	0.831	2	2:37.601	43.637	68	2:52.289	2'16.129	2	2:35.698	1'09.032	31	2:37.479	1'33.481			
9	2:32.943	11.620	450	2:44.458	1'00.210	37	2:49.364	2'16.778	391	2:39.055	1'12.125	68	2:53.348	1 Lap			
391	2:38.680	12.810	53	2:44.895	1'01.127	42	2:52.658	2'20.048	31	2:37.716	1'16.228	391	2:40.014	1'35.741			
24	2:41.164	16.836	41	2:47.976	1'03.254	<b>Lap 7</b>			66	2:57.184	1 Lap	43	2:48.018	1 Lap			
393	2:40.050	17.019	43	2:47.023	1'14.341	26	2:32.356		24	2:42.534	1'29.427	37	2:49.662	1 Lap			
31	2:40.357	23.627	57	2:45.912	1'16.310	21	2:32.370	0.319	450	2:41.780	2'01.137	31	2:37.479	1'33.481			
41	2:49.900	27.881	54	2:50.517	1'17.220	77	2:52.670	1 Lap	53	2:44.396	2'08.528	68	2:53.348	1 Lap			
2	2:38.343	30.775	79	2:50.307	1'23.837	33	2:55.982	1 Lap	57	2:41.928	2'15.902	391	2:40.014	1'35.741			
53	2:47.480	32.085	46	2:49.101	1'24.741	66	2:59.647	1 Lap	66	2:57.184	1 Lap	77	2:52.818	1 Lap			
450	2:48.105	32.100	68	2:53.590	1'29.588	393	2:37.100	50.110	66	2:57.184	1 Lap	24	2:39.524	1'55.084			
54	2:49.457	39.198	42	2:53.110	1'34.152	391	2:39.725	55.691	26	2:31.463		33	2:55.515	1 Lap			
43	2:47.378	40.056	37	2:52.978	1'34.316	24	2:37.375	58.438	21	2:31.087	0.220	<b>Lap 13</b>					
68	2:52.954	43.276	77	2:51.816	1'50.390	2	2:35.282	59.653	41	2:47.556	1 Lap	26	2:31.636				
79	2:50.629	44.527	33	2:55.028	1'51.636	31	2:37.094	1'03.938	43	2:46.421	1 Lap	21	2:31.404	0.329			
57	2:50.503	46.242	66	2:54.289	1'52.978	450	2:43.032	1'39.114	79	2:55.851	1 Lap	450	2:46.901	1 Lap			
46	2:53.713	48.156	<b>Lap 5</b>			53	2:43.511	1'41.188	37	2:50.871	1 Lap	53	2:44.911	1 Lap			
42	2:55.139	49.044	26	2:29.913		57	2:42.361	1'54.280	42	2:51.427	1 Lap	57	2:43.939	1 Lap			
37	2:50.481	50.112	21	2:29.648	1.026	41	2:48.108	1'58.169	68	2:52.710	1 Lap	66	3:41.929	2 Laps			
77	2:55.195	58.185	391	2:38.698	37.042	43	2:46.731	2'03.796	77	2:50.022	1 Lap	43	2:49.055	1 Lap			
33	3:01.064	1'02.221	393	2:37.024	37.145	54	2:47.999	2'10.962	393	2:37.753	1'08.691	8	25:21.905	10 Laps			
66	3:00.415	1'03.143	24	2:39.118	44.003	46	2:47.025	2'13.308	2	2:38.997	1'16.566	41	3:14.889	1 Lap			
<b>Lap 3</b>			31	2:38.236	49.344	79	2:52.004	2'27.230	391	2:39.397	1'20.059	393	2:36.420	1'25.215			
26	2:31.027		2	2:36.781	50.505	<b>Lap 8</b>			31	2:37.095	1'21.860	2	2:39.728	1'36.246			
21	2:31.458	1.262	450	2:44.433	1'14.730	26	2:31.998		33	2:58.138	1 Lap	31	2:38.265	1'40.110			
9	2:34.960	15.553	53	2:44.840	1'16.054	21	2:32.222	0.543	66	2:57.991	1 Lap	391	2:41.396	1'45.501			
391	2:38.598	20.381	41	2:50.090	1'23.431	37	2:50.610	1 Lap	450	2:41.736	2'11.410	37	2:53.376	1 Lap			
393	2:38.813	24.805	9	3:38.837	1'28.136	68	2:54.463	1 Lap	53	2:44.289	2'21.354	42	2:51.167	1 Lap			
			57	2:44.048	1'30.445				57	2:42.191	2'26.630	68	2:53.516	1 Lap			




**BRITCAR**  
SPA EURO RACE 2014  
RACE 2

Analysis by lap

Lapped

Nr	Lap Time	Gap	Nr	Lap Time	Gap	Nr	Lap Time	Gap	Nr	Lap Time	Gap	Nr	Lap Time	Gap
79	2:56.269	1 Lap	391	2:40.151	2'06.015	<b>Lap 20</b>			46	5:32.437	12 Laps	66	3:04.225	3 Laps
77	2:52.198	1 Lap				21	2:30.778		57	6:22.821	2 Laps	393	2:35.486	1'23.020
24	2:40.658	2'04.106	<b>Lap 17</b>			26	2:31.961	3.301	26	5:11.176	2'01.926	68	29:46.702	10 Laps
<b>Lap 14</b>			26	2:34.144		41	2:48.759	4 Laps	79	3:06.275	3 Laps	<b>Lap 27</b>		
26	2:31.696		21	2:34.270	0.582	26	2:31.961	3.301	393	3:06.094	2'06.017	21	2:30.839	
21	2:31.714	0.347	24	2:44.612	1 Lap	66	2:59.227	3 Laps	79	3:00.569	1 Lap	2	2:28.061	8 Laps
450	2:46.521	1 Lap	2	3:21.886	1 Lap	24	2:40.588	1 Lap	66	3:10.655	3 Laps	31	5:00.956	1 Lap
53	2:43.493	1 Lap	42	2:51.016	2 Laps	33	2:59.727	5 Laps	31	3:11.644	3'10.495	43	5:25.303	3 Laps
57	2:41.643	1 Lap	37	2:52.467	2 Laps	42	2:49.314	2 Laps	<b>Lap 24</b>					
66	2:55.008	2 Laps	68	2:55.476	2 Laps	57	2:42.906	1 Lap	21	4:53.822		24	2:41.658	1 Lap
8	2:30.107	10 Laps	77	2:51.128	2 Laps	450	2:44.762	1 Lap	450	4:42.338	2 Laps	450	2:43.527	2 Laps
33	3:37.552	2 Laps	79	2:55.883	2 Laps	77	2:55.099	2 Laps	43	4:42.388	2 Laps	57	2:45.507	2 Laps
43	2:52.505	1 Lap	450	2:44.722	1 Lap	53	2:45.248	1 Lap	42	4:40.626	3 Laps	391	2:43.096	1 Lap
393	2:36.206	1'29.725	57	2:41.463	1 Lap	79	2:56.010	2 Laps	24	4:10.105	1 Lap	42	2:51.621	3 Laps
2	2:39.581	1'44.131	53	2:44.544	1 Lap	393	2:35.489	1'53.223	46	3:39.384	12 Laps	26	2:52.143	58.259
31	2:37.979	1'46.393	393	2:35.850	1'38.647	46	28:54.586	11 Laps	57	3:36.213	2 Laps	79	2:54.046	3 Laps
391	2:39.005	1'52.810	43	2:47.690	1 Lap	391	2:41.700	1 Lap	33	6:40.075	6 Laps	77	2:59.606	3 Laps
42	2:50.467	1 Lap	41	2:48.788	3 Laps	31	2:38.982	2'24.264	26	3:29.461	37.565	46	3:11.106	12 Laps
37	2:52.200	1 Lap	66	2:57.556	2 Laps	<b>Lap 21</b>			393	3:29.461	37.565			
24	2:42.798	2'15.208	31	2:37.547	2'00.327	21	2:31.038		79	3:26.944	3 Laps	393	2:34.919	1'27.100
68	2:50.902	1 Lap	33	8:57.270	4 Laps	26	2:31.727	3.990	391	3:25.450	1 Lap	<b>Lap 28</b>		
79	2:56.739	1 Lap	<b>Lap 18</b>			43	2:47.845	2 Laps	77	5:00.610	3 Laps	21	2:32.066	
77	2:52.640	1 Lap	21	2:29.485		41	2:47.927	4 Laps	66	3:01.761	3 Laps	68	2:27.489	8 Laps
<b>Lap 15</b>			26	2:31.847	1.780	24	2:43.442	1 Lap	31	3:00.862	1'17.535	31	2:33.502	1 Lap
26	2:32.043		24	2:39.164	1 Lap	33	3:09.723	5 Laps	393	4:21.396	1'33.591	450	2:42.456	2 Laps
21	2:31.985	0.289	42	2:49.941	2 Laps	42	2:52.255	2 Laps	<b>Lap 25</b>					
450	2:43.591	1 Lap	77	2:54.661	2 Laps	57	2:45.424	1 Lap	21	4:16.616				
53	2:43.195	1 Lap	79	2:55.003	2 Laps	450	2:48.327	1 Lap	450	4:15.090	2 Laps			
57	2:42.281	1 Lap	450	2:44.056	1 Lap	77	3:04.282	2 Laps	43	4:15.255	2 Laps			
8	2:32.965	10 Laps	57	2:43.487	1 Lap	393	2:50.179	2'12.364	42	4:14.322	3 Laps			
66	2:52.858	2 Laps	37	3:27.509	2 Laps	46	3:09.009	11 Laps	24	4:13.977	1 Lap			
43	2:47.120	1 Lap	53	2:43.548	1 Lap	391	2:57.927	1 Lap	46	3:49.039	12 Laps			
393	2:36.628	1'34.310	391	4:41.502	1 Lap	66	5:11.267	3 Laps	57	3:49.712	2 Laps			
2	2:38.863	1'50.951	393	2:35.819	1'44.399	31	3:08.529	3'01.755	33	3:50.512	6 Laps			
31	2:37.957	1'52.307	31	2:38.492	2'08.752	<b>Lap 22</b>			26	3:50.060	11.009			
391	2:39.208	1'59.975	43	2:47.503	1 Lap	21	3:02.921		79	3:49.494	3 Laps			
42	2:50.287	1 Lap	41	2:48.836	3 Laps	26	3:04.359	5.428	391	3:49.326	1 Lap			
24	2:41.678	2'24.843	66	2:54.859	2 Laps	43	3:23.172	2 Laps	77	3:46.632	3 Laps			
37	2:50.528	1 Lap	<b>Lap 19</b>			41	3:18.961	4 Laps	2	25:39.882	8 Laps			
<b>Lap 16</b>			21	2:31.357		24	3:18.907	1 Lap	66	3:14.550	3 Laps			
26	2:34.111		26	2:31.695	2.118	33	3:49.601	5 Laps	31	3:14.618	15.537			
21	2:34.278	0.456	33	2:55.130	5 Laps	79	5:58.499	3 Laps	393	4:02.935	1'19.910			
68	2:51.840	2 Laps	24	2:41.443	1 Lap	393	3:05.158	2'14.601	<b>Lap 26</b>					
77	2:54.156	2 Laps	42	2:50.459	2 Laps	391	2:51.991	1 Lap	21	2:32.376				
79	2:56.569	2 Laps	77	2:51.752	2 Laps	66	3:15.350	3 Laps	2	2:30.375	8 Laps			
450	2:43.768	1 Lap	57	2:44.218	1 Lap	31	3:14.695	3'13.529	450	2:43.711	2 Laps			
57	2:41.369	1 Lap	450	2:46.588	1 Lap	<b>Lap 23</b>			24	2:42.492	1 Lap			
53	2:44.916	1 Lap	79	2:55.873	2 Laps	21	3:14.678		57	2:47.405	2 Laps			
66	2:55.389	2 Laps	53	2:44.724	1 Lap	450	4:39.243	2 Laps	42	2:52.846	3 Laps			
393	2:36.742	1'36.941	393	2:35.470	1'48.512	43	2:56.553	2 Laps	391	2:46.425	1 Lap			
43	2:48.210	1 Lap	391	2:42.605	1 Lap	42	5:09.850	3 Laps	46	2:58.678	12 Laps			
41	8:03.820	3 Laps	31	2:38.665	2'16.060	77	4:42.052	3 Laps	26	2:58.322	36.955			
31	2:38.728	1'56.924	43	2:47.282	1 Lap	24	3:05.914	1 Lap	79	2:58.589	3 Laps			
									77	2:58.483	3 Laps			






**BRITCAR**  
SPA EURO RACE 2014  
RACE 2

Analysis by lap

Lapped

Nr	Lap Time	Gap	Nr	Lap Time	Gap	Nr	Lap Time	Gap	Nr	Lap Time	Gap	Nr	Lap Time	Gap	
31	2:31.481	245.105	66	3:34.561	4 Laps	450	2:44.587	1 Lap	391	2:42.819	1 Lap	<b>Lap 43</b>			
450	2:42.434	1 Lap	450	2:42.307	1 Lap	<b>Lap 36</b>			450	2:45.788	2 Laps	393	2:36.780		
68	3:00.553	10 Laps	391	2:40.571	2'22.395	393	2:35.624		31	2:31.697	34.328	43	2:51.036	4 Laps	
391	2:41.531	3'41.611	26	2:33.237	2'29.804	391	2:40.530	1 Lap	21	2:35.396	50.683	24	2:42.663	2 Laps	
57	2:47.572	1 Lap	<b>Lap 33</b>			66	2:55.993	5 Laps	66	2:53.478	5 Laps	31	2:35.091	23.430	
43	2:52.072	2 Laps	393	2:35.267		57	2:43.280	2 Laps	43	2:50.626	3 Laps	391	2:40.069	1 Lap	
46	7:53.016	13 Laps	57	2:42.703	2 Laps	31	2:30.911	45.749	2	2:29.172	6 Laps	21	2:34.294	42.104	
33	2:55.123	7 Laps	2	2:28.506	7 Laps	21	2:32.987	52.775	26	2:34.333	2'14.291	68	2:52.607	12 Laps	
42	2:48.927	2 Laps	43	2:50.942	3 Laps	42	2:48.845	3 Laps	57	4:19.863	2 Laps	79	2:55.276	4 Laps	
<b>Lap 30</b>			42	2:47.470	3 Laps	43	2:50.193	3 Laps	24	2:47.215	1 Lap	46	2:54.010	15 Laps	
393	2:35.271		68	2:56.811	11 Laps	68	2:55.831	11 Laps	46	2:55.899	14 Laps	77	2:55.915	4 Laps	
26	2:53.421	22.750	46	2:54.448	14 Laps	46	2:53.892	14 Laps	<b>Lap 40</b>						
79	2:53.466	3 Laps	21	2:34.694	55.166	79	2:52.600	3 Laps	393	2:38.608		26	2:34.175	2'01.017	
66	2:51.117	4 Laps	31	2:32.854	55.258	24	2:43.371	1 Lap	68	2:55.909	12 Laps	66	2:56.780	5 Laps	
77	2:50.957	3 Laps	79	2:52.164	3 Laps	26	2:33.045	2'18.847	79	2:51.934	4 Laps	<b>Lap 44</b>			
2	2:26.626	7 Laps	77	2:53.181	3 Laps	77	2:53.133	3 Laps	391	2:41.757	1 Lap	393	2:37.652		
21	5:07.388	58.749	24	2:44.130	1 Lap	2	2:27.563	6 Laps	31	2:32.713	28.433	43	2:50.489	4 Laps	
31	2:31.867	108.333	66	2:57.825	4 Laps	<b>Lap 37</b>			77	2:53.026	4 Laps	24	2:42.788	2 Laps	
24	2:43.750	1 Lap	450	2:41.823	1 Lap	393	2:35.878		450	2:50.544	2 Laps	31	2:34.752	20.530	
450	2:42.475	1 Lap	26	2:32.125	2'26.662	450	2:41.640	2 Laps	21	2:36.869	48.944	450	4:51.165	3 Laps	
391	2:40.671	2'13.643	391	2:40.725	2'27.853	391	2:43.128	1 Lap	66	2:57.648	5 Laps	21	2:34.693	39.145	
57	2:45.046	1 Lap	<b>Lap 34</b>			57	2:42.340	2 Laps	2	2:28.681	6 Laps	391	2:40.817	1 Lap	
68	3:00.334	10 Laps	393	2:35.482		31	2:32.474	42.345	26	2:33.648	2'09.331	68	2:55.081	12 Laps	
43	2:49.438	2 Laps	2	2:27.741	7 Laps	66	2:55.647	5 Laps	43	2:50.468	3 Laps	2	2:30.516	6 Laps	
<b>Lap 31</b>			57	2:44.099	2 Laps	21	2:34.832	51.729	<b>Lap 41</b>			79	2:57.245	4 Laps	
393	2:37.435		42	2:48.964	3 Laps	42	2:48.760	3 Laps	393	2:39.054		46	2:54.790	15 Laps	
46	2:54.240	14 Laps	43	2:52.081	3 Laps	43	2:48.668	3 Laps	24	2:44.359	2 Laps	77	3:01.153	4 Laps	
42	2:48.699	3 Laps	31	2:33.623	53.399	46	2:52.467	14 Laps	68	2:54.432	12 Laps	26	2:34.216	1'57.581	
33	3:01.914	8 Laps	21	2:36.405	56.089	68	2:53.907	11 Laps	31	2:35.944	25.323	<b>Lap 45</b>			
2	2:27.656	7 Laps	68	2:55.461	11 Laps	24	2:43.987	1 Lap	391	2:41.517	1 Lap	393	2:39.031		
79	2:53.023	3 Laps	46	2:54.329	14 Laps	26	2:32.900	2'15.869	79	2:54.045	4 Laps	66	2:57.402	6 Laps	
77	2:52.484	3 Laps	79	2:51.163	3 Laps	2	2:28.611	6 Laps	450	2:48.688	2 Laps	31	2:37.841	19.340	
66	2:55.927	4 Laps	77	2:53.904	3 Laps	79	2:53.077	3 Laps	21	2:35.997	45.887	24	2:41.661	2 Laps	
21	2:35.072	56.386	24	2:44.131	1 Lap	<b>Lap 38</b>			77	2:54.496	4 Laps	43	2:52.250	4 Laps	
31	2:31.153	1'02.051	26	2:32.471	2'23.651	393	2:35.241		46	3:28.146	15 Laps	21	2:36.420	36.534	
24	2:43.125	1 Lap	450	2:41.806	1 Lap	77	2:51.859	4 Laps	2	2:29.321	6 Laps	450	2:45.795	3 Laps	
450	2:42.407	1 Lap	391	2:41.058	2'33.429	450	2:43.852	2 Laps	66	2:55.246	5 Laps	391	2:39.592	1 Lap	
391	2:41.039	2'17.247	<b>Lap 35</b>			391	2:40.446	1 Lap	26	2:34.581	2'04.858	2	2:30.540	6 Laps	
26	4:46.675	2'31.990	393	2:34.623		31	2:31.905	39.009	43	2:49.536	3 Laps	68	2:55.939	12 Laps	
<b>Lap 32</b>			2	2:27.218	7 Laps	57	2:43.589	2 Laps	<b>Lap 42</b>			26	2:34.659	1'53.209	
393	2:35.423		66	3:00.940	5 Laps	21	2:35.177	51.665	393	2:35.711		79	3:00.968	4 Laps	
57	2:45.138	2 Laps	57	2:44.210	2 Laps	66	2:54.153	5 Laps	24	2:42.531	2 Laps	46	2:54.262	15 Laps	
43	2:53.241	3 Laps	31	2:31.686	50.462	43	2:50.676	3 Laps	31	2:35.507	25.119	77	2:56.920	4 Laps	
68	2:59.771	11 Laps	21	2:33.946	55.412	26	2:35.708	2'16.336	391	2:42.227	1 Lap	<b>Lap 46</b>			
42	2:48.156	3 Laps	42	2:51.547	3 Laps	2	2:33.844	6 Laps	68	2:55.791	12 Laps	393	2:39.031		
2	2:28.787	7 Laps	43	2:50.047	3 Laps	46	2:55.904	14 Laps	21	2:34.414	44.590	66	2:57.402	6 Laps	
46	2:54.354	14 Laps	68	2:55.210	11 Laps	68	2:56.478	11 Laps	79	2:57.353	4 Laps	31	2:37.841	19.340	
21	2:34.776	55.739	46	2:54.164	14 Laps	24	2:43.214	1 Lap	450	2:48.755	2 Laps	24	2:41.661	2 Laps	
31	2:31.043	57.671	79	2:51.258	3 Laps	<b>Lap 39</b>			46	2:55.175	15 Laps	43	2:52.250	4 Laps	
79	2:54.025	3 Laps	24	2:43.108	1 Lap	393	2:36.378		2	2:57.576	4 Laps	21	2:36.420	36.534	
77	2:53.429	3 Laps	77	2:53.391	3 Laps	79	2:51.859	4 Laps	77	2:29.055	6 Laps	450	2:45.795	3 Laps	
33	3:47.397	8 Laps	26	2:32.398	2'21.426	391	2:40.446	1 Lap	26	2:34.475	2'03.622	391	2:39.592	1 Lap	
24	2:43.500	1 Lap	2	2:30.213	6 Laps	57	2:43.589	2 Laps	43	2:49.536	3 Laps	2	2:30.540	6 Laps	
<b>Lap 39</b>			<b>Lap 40</b>			77	2:52.577	4 Laps	<b>Lap 41</b>			68	2:55.939	12 Laps	
393	2:35.271		393	2:35.624		<b>Lap 42</b>			393	2:39.054		26	2:34.659	1'53.209	
26	2:53.421	22.750	391	2:40.530	1 Lap	393	2:38.608		24	2:44.359	2 Laps	79	3:00.968	4 Laps	
79	2:53.466	3 Laps	66	2:55.993	5 Laps	68	2:53.478	5 Laps	68	2:54.432	12 Laps	46	2:54.262	15 Laps	
66	2:51.117	4 Laps	57	2:43.280	2 Laps	43	2:50.626	3 Laps	31	2:35.944	25.323	77	2:56.920	4 Laps	
77	2:50.957	3 Laps	31	2:30.911	45.749	2	2:29.172	6 Laps	391	2:41.517	1 Lap	<b>Lap 43</b>			
2	2:26.626	7 Laps	21	2:32.987	52.775	26	2:34.333	2'14.291	21	2:35.396	50.683	43	2:51.036	4 Laps	
21	5:07.388	58.749	42	2:48.845	3 Laps	57	4:19.863	2 Laps	31	2:35.091	23.430	24	2:42.663	2 Laps	
31	2:31.867	108.333	43	2:50.193	3 Laps	24	2:47.215	1 Lap	391	2:40.069	1 Lap	31	2:35.091	23.430	
24	2:43.750	1 Lap	68	2:56.811	11 Laps	46	2:55.899	14 Laps	21	2:34.294	42.104	391	2:40.069	1 Lap	
450	2:42.475	1 Lap	46	2:54.448	14 Laps	<b>Lap 40</b>			26	2:34.294	42.104	68	2:52.607	12 Laps	
391	2:40.671	2'13.643	21	2:34.694	55.166	393	2:38.608		77	2:55.915	4 Laps	79	2:55.276	4 Laps	
57	2:45.046	1 Lap	31	2:32.854	55.258	68	2:55.909	12 Laps	2	2:30.516	6 Laps	46	2:54.010	15 Laps	
68	3:00.334	10 Laps	79	2:52.164	3 Laps	79	2:51.934	4 Laps	26	2:34.175	2'01.017	77	2:55.915	4 Laps	
43	2:49.438	2 Laps	77	2:53.181	3 Laps	391	2:41.757	1 Lap	66	2:56.780	5 Laps	2	2:30.516	6 Laps	
<b>Lap 31</b>			24	2:44.130	1 Lap	31	2:32.713	28.433	<b>Lap 44</b>			79	2:57.245	4 Laps	
393	2:37.435		66	2:57.825	4 Laps	77	2:53.026	4 Laps	391	2:41.757	1 Lap	46	2:54.790	15 Laps	
46	2:54.240	14 Laps	450	2:41.823	1 Lap	450	2:50.544	2 Laps	31	2:32.713	28.433	77	3:01.153	4 Laps	
42	2:48.699	3 Laps	26	2:32.125	2'26.662	21	2:36.869	48.944	43	2:50.468	3 Laps	26	2:34.216	1'57.581	
33	3:01.914	8 Laps	391	2:40.725	2'27.853	66	2:57.648	5 Laps	<b>Lap 45</b>			393	2:39.031		
2	2:27.656	7 Laps	<b>Lap 34</b>			2	2:28.681	6 Laps	393	2:37.652		43	2:50.489	4 Laps	
79	2:53.023	3 Laps	393	2:35.482		26	2:33.648	2'09.331	24	2:42.788	2 Laps	31	2:34.752	20.530	
77	2:52.484	3 Laps	2	2:27.741	7 Laps	43	2:50.468	3 Laps	31	2:34.752	20.530	450	4:51.165	3 Laps	
66	2:55.927	4 Laps	57	2:44.099	2 Laps	42	2:48.760	3 Laps	21	2:34.693	39.145	391	2:40.817	1 Lap	
21	2:35.072	56.386	42	2:48.964	3 Laps	43	2:48.668	3 Laps	68	2:55.081	12 Laps				





**BRITCAR**  
SPA EURO RACE 2014  
RACE 2

Analysis

■ Personal Best ■ Session Best B Crossing the finish line in pit lane

Lap	D	Time	Sector 1	Sector 2	Sector 3	Kph	Elapsed	Lap	D	Time	Sector 1	Sector 2	Sector 3	Kph	Elapsed
6	1	2:38.634	45.106	1:12.901	40.627	158.9	16:03.661	17	1	2:34.144	42.933	1:11.206	40.005	163.6	43:03.417
7	1	<b>2:37.375</b>	<b>44.429</b>	<b>1:12.765</b>	<b>40.181</b>	160.2	18:41.036	18	1	2:31.847	42.902	1:10.267	38.678	166.0	45:35.264
8	1	2:50.882	46.131	1:23.576	41.175	147.6	21:31.918	19	1	2:31.695	42.859	1:10.141	38.695	166.2	48:06.959
9	1	2:42.534	45.393	1:15.612	41.529	155.1	24:14.452	20	1	2:31.961	42.862	1:10.474	38.625	165.9	50:38.920
10	1	2:40.461	45.261	1:14.182	41.018	157.1	26:54.913	21	1	2:31.727	42.674	1:10.300	38.753	166.2	53:10.647
11	1	2:40.434	44.794	1:14.470	41.170	157.2	29:35.347	22	1	3:04.359 <b>B</b>	44.223	1:22.591	57.545	136.8	56:15.006
12	1	2:39.524	44.669	1:14.054	40.801	158.1	32:14.871	23	2	5:11.176	3:03.541	1:22.163	45.472	81.0	1:01:26.182
13	1	2:40.658	44.828	1:14.467	41.363	156.9	34:55.529	24	2	3:29.461	55.149	1:36.224	58.088	120.4	1:04:55.643
14	1	2:42.798	45.294	1:15.574	41.930	154.9	37:38.327	25	2	3:50.060	1:16.779	1:36.810	56.471	109.6	1:08:45.703
15	1	2:41.678	44.942	1:13.830	42.906	156.0	40:20.005	26	2	2:58.322	50.742	1:22.166	45.414	141.4	1:11:44.025
16	1	2:44.612	45.113	1:14.671	44.828	153.2	43:04.617	27	2	2:52.143	46.914	1:20.663	44.566	146.5	1:14:36.168
17	1	2:39.164	44.887	1:13.648	40.629	158.4	45:43.781	28	2	2:51.809	47.334	1:19.688	44.787	146.8	1:17:27.977
18	1	2:41.443	45.777	1:14.160	41.506	156.2	48:25.224	29	2	2:53.928	48.473	1:19.584	45.871	145.0	1:20:21.905
19	1	2:40.588	44.979	1:14.691	40.918	157.0	51:05.812	30	2	2:53.421	47.683	1:20.717	45.021	145.4	1:23:15.326
20	1	2:43.442	45.765	1:14.413	43.264	154.3	53:49.254	31	1	4:46.675	2:53.119	1:13.648	39.908	88.0	1:28:02.001
21	1	3:18.907	52.280	1:38.608	48.019	126.8	57:08.161	32	1	2:33.237	43.888	1:10.332	39.017	164.5	1:30:35.238
22	1	3:05.914	54.323	1:23.964	47.627	135.6	1:00:14.075	33	1	2:32.125	43.367	1:09.926	38.832	165.7	1:33:07.363
23	1	4:10.105	56.760	1:39.085	1:34.260	100.8	1:04:24.180	34	1	2:32.471	43.051	1:10.100	39.320	165.4	1:35:39.834
24	1	4:13.977	1:44.374	1:35.831	53.772	99.3	1:08:38.157	35	1	2:32.398	43.129	1:10.062	39.207	165.4	1:38:12.232
25	1	2:42.492	45.390	1:15.232	41.870	155.2	1:11:20.649	36	1	2:33.045	43.384	1:10.391	39.270	164.7	1:40:45.277
26	1	2:41.658	45.073	1:14.680	41.905	156.0	1:14:02.307	37	1	2:32.900	43.166	1:10.754	38.980	164.9	1:43:18.177
27	1	4:42.180	2:42.474	1:16.638	43.068	89.4	1:18:44.487	38	1	2:35.708	43.409	1:11.290	41.009	161.9	1:45:53.885
28	1	2:43.919	45.570	1:15.977	42.372	153.8	1:21:28.406	39	1	2:34.333	43.683	1:10.675	39.975	163.4	1:48:28.218
29	1	2:43.750	45.179	1:16.532	42.039	154.0	1:24:12.156	40	1	2:33.648	43.319	1:10.939	39.390	164.1	1:51:01.866
30	1	2:43.125	45.087	1:16.116	41.922	154.6	1:26:55.281	41	1	2:34.581	43.447	1:11.311	39.823	163.1	1:53:36.447
31	1	2:43.500	45.666	1:15.884	41.950	154.2	1:29:38.781	42	1	2:34.475	43.265	1:11.634	39.576	163.2	1:56:10.922
32	1	2:44.130	45.883	1:16.349	41.898	153.6	1:32:22.911	43	1	2:34.175	42.951	1:11.553	39.671	163.5	1:58:45.097
33	1	2:44.131	45.116	1:17.183	41.832	153.6	1:35:07.042	44	1	2:34.216	43.318	1:11.296	39.602	163.5	2:01:19.313
34	1	2:43.108	45.177	1:16.035	41.896	154.6	1:37:50.150	45	1	2:34.659	43.419	1:11.487	39.753	163.0	2:03:53.972
35	1	2:43.371	44.856	1:16.936	41.579	154.3	1:40:33.521								
36	1	2:43.987	45.402	1:16.475	42.110	153.8	1:43:17.508								
37	1	2:43.214	45.393	1:15.815	42.006	154.5	1:46:00.722								
38	1	2:47.215	46.011	1:18.674	42.530	150.8	1:48:47.937								
39	1	2:44.359	45.303	1:16.960	42.096	153.4	1:51:32.296								
40	1	2:42.531	45.148	1:15.720	41.663	155.1	1:54:14.827								
41	1	2:42.663	45.000	1:16.147	41.516	155.0	1:56:57.490								
42	1	2:42.788	45.277	1:15.509	42.002	154.9	1:59:40.278								
43	1	2:41.661	44.944	1:16.006	40.711	156.0	2:02:21.939								

Lap	D	Time	Sector 1	Sector 2	Sector 3	Kph	Elapsed
1	1	2:36.447	46.066	1:11.124	39.257	161.2	2:36.447
2	1	2:32.907	43.576	1:10.467	38.864	164.9	5:09.354
3	1	2:31.027	43.100	1:09.288	38.639	167.0	7:40.381
4	1	2:30.730	42.846	1:09.335	38.549	167.3	10:11.111
5	1	2:29.913	42.847	1:08.869	38.197	168.2	12:41.024
6	1	<b>2:29.218</b>	<b>42.584</b>	<b>1:08.465</b>	<b>38.169</b>	169.0	15:10.242
7	1	2:32.356	42.784	1:09.892	39.680	165.5	17:42.598
8	1	2:31.998	42.837	1:09.449	39.712	165.9	20:14.596
9	1	2:30.429	42.733	1:09.172	38.524	167.6	22:45.025
10	1	2:31.463	42.611	1:09.323	39.529	166.5	25:16.488
11	1	2:31.447	42.847	1:09.952	38.648	166.5	27:47.935
12	1	2:31.852	43.078	1:09.806	38.968	166.0	30:19.787
13	1	2:31.636	43.113	1:09.500	39.023	166.3	32:51.423
14	1	2:31.696	42.719	1:10.167	38.810	166.2	35:23.119
15	1	2:32.043	43.179	1:10.054	38.810	165.8	37:55.162
16	1	2:34.111	42.908	1:11.360	39.843	163.6	40:29.273


Lap	D	Time	Sector 1	Sector 2	Sector 3	Kph	Elapsed
1	1	2:52.624	52.287	1:17.688	42.649	146.1	2:52.624
2	1	2:40.357	45.080	1:14.213	41.064	157.2	5:32.981
3	1	2:38.550	44.556	1:13.558	40.436	159.0	8:11.531
4	1	2:40.601	44.821	1:14.755	41.025	157.0	10:52.132
5	1	2:38.236	44.624	1:13.114	40.498	159.3	13:30.368
6	1	2:39.074	44.134	1:14.102	40.838	158.5	16:09.442
7	1	2:37.094	43.871	1:13.012	40.211	160.5	18:46.536
8	1	2:37.001	43.960	1:12.778	40.263	160.6	21:23.537
9	1	2:37.716	44.449	1:13.055	40.212	159.9	24:01.253
10	1	2:37.095	44.438	1:12.733	39.924	160.5	26:38.348
11	1	2:37.441	43.741	1:13.188	40.512	160.1	29:15.789
12	1	2:37.479	44.556	1:12.644	40.279	160.1	31:53.268
13	1	2:38.265	44.173	1:13.704	40.388	159.3	34:31.533
14	1	2:37.979	44.073	1:13.375	40.531	159.6	37:09.512
15	1	2:37.957	44.325	1:13.625	40.007	159.6	39:47.469
16	1	2:38.728	43.833	1:14.449	40.446	158.9	42:26.197
17	1	2:37.547	44.236	1:12.612	40.699	160.0	45:03.744
18	1	2:38.492	44.492	1:13.153	40.847	159.1	47:42.236
19	1	2:38.665	44.460	1:13.366	40.839	158.9	50:20.901
20	1	2:38.982	45.006	1:12.846	41.130	158.6	52:59.883
21	1	3:08.529	46.917	1:29.133	52.479	133.7	56:08.412
22	1	3:14.695	1:00.527	1:26.570	47.598	129.5	59:23.107
23	1	3:11.644	1:03.670	1:25.527	42.447	131.6	1:02:34.751
24	1	3:00.862	52.366	1:21.809	46.687	139.4	1:05:35.613
25	1	3:14.618	50.797	1:30.342	53.479	129.6	1:08:50.231

**26**

**FF Corse**  
1. David MASON  
2. Calum LOCKIE  
Ferrari 458 Challenge 2

**31**


**BAMD**  
1. Darren NELSON  
2. Nigel GREENSALL  
Ferrari 458 Challenge 2



**BRITCAR**  
SPA EURO RACE 2014  
RACE 2

Analysis

							Personal Best		Session Best		B Crossing the finish line in pit lane				
Lap	D	Time	Sector 1	Sector 2	Sector 3	Kph	Elapsed	Lap	D	Time	Sector 1	Sector 2	Sector 3	Kph	Elapsed
26	2	5:00.956	3:05.328	1:15.634	39.994	83.8	1:13:51.187	8	1	2:53.634	48.962	1:18.280	46.392	145.2	23:11.264
27	2	2:33.502	43.778	1:10.724	39.000	164.3	1:16:24.689	9	1	2:50.871	48.564	1:18.197	44.110	147.6	26:02.135
28	2	2:32.872	44.082	1:09.763	39.027	164.9	1:18:57.561	10	1	2:52.739	48.443	1:18.736	45.560	146.0	28:54.874
29	2	2:31.481	43.032	1:09.691	38.758	166.5	1:21:29.042	11	1	2:49.662	49.006	1:17.012	43.644	148.6	31:44.536
30	2	2:31.867	43.208	1:09.631	39.028	166.0	1:24:00.909	12	1	2:53.376	48.762	1:19.321	45.293	145.4	34:37.912
31	2	2:31.153	42.707	1:09.537	38.909	166.8	1:26:32.062	13	1	2:52.200	48.649	1:19.347	44.204	146.4	37:30.112
32	2	2:31.043	<b>42.632</b>	1:09.738	38.673	166.9	1:29:03.105	14	1	2:50.528	<b>47.917</b>	1:18.058	44.553	147.9	40:20.640
33	2	2:32.854	42.710	1:10.318	39.826	165.0	1:31:35.959	15	1	2:52.467	48.446	1:18.176	45.845	146.2	43:13.107
34	2	2:33.623	43.486	1:10.973	39.164	164.1	1:34:09.582	16	1	3:27.509	49.488	1:40.511	57.510	121.5	46:40.616
35	2	2:31.686	42.738	1:10.231	38.717	166.2	1:36:41.268								
36	2	<b>2:30.911</b>	42.764	<b>1:09.480</b>	<b>38.667</b>	167.1	1:39:12.179								
37	2	2:32.474	42.656	1:10.160	39.658	165.4	1:41:44.653								
38	2	2:31.905	42.918	1:10.122	38.865	166.0	1:44:16.558								
39	2	2:31.697	42.761	1:10.080	38.856	166.2	1:46:48.255								
40	2	2:32.713	42.860	1:10.642	39.211	165.1	1:49:20.968								
41	2	2:35.944	43.033	1:13.568	39.343	161.7	1:51:56.912								
42	2	2:35.507	43.034	1:12.421	40.052	162.1	1:54:32.419								
43	2	2:35.091	43.334	1:11.426	40.331	162.6	1:57:07.510								
44	2	2:34.752	43.788	1:11.439	39.525	162.9	1:59:42.262								
45	2	2:37.841	43.425	1:13.487	40.929	159.7	2:02:20.103								
							<b>33</b> Jensen Lunn 1. Jensen LUNN 2. Alistair LINDSAY Chevron GT 3 2								
1	1	3:10.511				132.4	3:10.511								
2	1	3:01.064				139.3	6:11.575								
3	1	2:56.144				143.1	9:07.719								
4	1	2:55.028				144.1	12:02.747								
5	1	2:53.901				145.0	14:56.648								
6	1	2:55.982				143.3	17:52.630								
7	1	2:54.199				144.7	20:46.829								
8	1	<b>2:53.637</b>				145.2	23:40.466								
9	1	2:58.138				141.5	26:38.604								
10	1	3:11.636				131.6	29:50.240								
11	1	2:55.515				143.7	32:45.755								
12	1	3:37.552 <b>B</b>				115.9	36:23.307								
13	2	8:57.270	6:48.435	1:23.723	45.112	46.9	45:20.577								
14	2	2:55.130	<b>48.263</b>	1:22.247	<b>44.620</b>	144.0	48:15.707								
15	2	2:59.727	49.450	1:23.968	46.309	140.3	51:15.434								
16	2	3:09.723	51.523	1:24.237	53.963	132.9	54:25.157								
17	2	3:49.601	1:05.417	1:44.450	59.734	109.8	58:14.758								
18	2	6:40.075	4:05.892	1:36.197	57.986	63.0	1:04:54.833								
19	2	3:50.512	1:16.897	1:36.211	57.404	109.4	1:08:45.345								
20	1	8:08.797	6:02.527	<b>1:21.140</b>	45.130	51.6	1:16:54.142								
21	1	2:56.748	48.272	1:22.368	46.108	142.7	1:19:50.890								
22	1	2:55.123	48.512	1:21.557	45.054	144.0	1:22:46.013								
23	1	3:01.914	49.406	1:24.813	47.695	138.6	1:25:47.927								
24	1	3:47.397	1:01.583	1:35.229	1:10.585	110.9	1:29:35.324								
							<b>37</b> Name Stitching Class Racing 1. Hans VAN BEEK 2. Joey VAN BEEK BMW 3								
1	1	3:08.985	58.033	1:25.829	45.123	133.4	3:08.985								
2	1	2:50.481	48.959	1:17.886	43.636	147.9	5:59.466								
3	1	2:52.983	48.745	1:19.343	44.895	145.8	8:52.449								
4	1	2:52.978	48.845	1:19.522	44.611	145.8	11:45.427								
5	1	2:52.229	49.845	1:18.524	43.860	146.4	14:37.656								
6	1	<b>2:49.364</b>	48.805	1:16.979	<b>43.580</b>	148.9	17:27.020								
7	1	2:50.610	48.421	<b>1:16.931</b>	45.258	147.8	20:17.630								
							<b>41</b> Intersport 1. Andrew DONALDSON 2. John STACK Ginetta G50 GT4 3								
1	1	2:47.335	49.286	<b>1:15.451</b>	<b>42.598</b>	150.7	2:47.335								
2	1	2:49.900	48.280	1:18.269	43.351	148.4	5:37.235								
3	1	2:49.154	48.426	1:17.074	43.654	149.1	8:26.389								
4	1	2:47.976	48.142	1:16.924	42.910	150.1	11:14.365								
5	1	2:50.090	47.962	1:16.879	45.249	148.2	14:04.455								
6	1	2:48.204	48.533	1:16.392	43.279	149.9	16:52.659								
7	1	2:48.108	48.299	1:17.025	42.784	150.0	19:40.767								
8	1	2:48.450	48.450	1:16.900	43.100	149.7	22:29.217								
9	1	2:47.556	48.063	1:16.344	43.149	150.5	25:16.773								
10	1	<b>2:46.522</b>	<b>47.666</b>	1:16.104	42.752	151.4	28:03.295								
11	1	2:48.185	48.023	1:16.732	43.430	149.9	30:51.480								
12	2	3:14.889	1:14.137	1:17.119	43.633	129.4	34:06.369								
13	2	8:03.820	6:01.070	1:19.409	43.341	52.1	42:10.189								
14	2	2:48.788	48.334	1:17.118	43.336	149.4	44:58.977								
15	2	2:48.836	48.010	1:17.208	43.618	149.3	47:47.813								
16	2	2:48.759	47.971	1:16.733	44.055	149.4	50:36.572								
17	2	2:47.927	47.914	1:16.228	43.785	150.1	53:24.499								
18	2	3:18.961	1:11.551	1:22.144	45.266	126.7	56:43.460								
							<b>42</b> Intersport 1. Adam HAYES 2. Mark RADCLIFFE BMW M3 GT4 3								
1	1	3:03.259	52.587	1:21.567	49.105	137.6	3:03.259								
2	1	2:55.139	48.935	1:19.734	46.470	144.0	5:58.398								
3	1	2:53.755	49.181	1:19.609	44.965	145.1	8:52.153								
4	1	2:53.110	48.486	1:19.911	44.713	145.7	11:45.263								
5	1	2:52.369	49.196	1:18.905	44.268	146.3	14:37.632								
6	1	2:52.658	48.317	1:20.052	44.289	146.0	17:30.290								
7	1	2:51.638	47.945	1:18.976	44.717	146.9	20:21.928								
8	1	2:51.715	48.106	1:18.724	44.885	146.8	23:13.643								
9	1	2:51.427	48.170	1:18.782	44.475	147.1	26:05.070								
10	1	2:51.203	47.830	1:18.705	44.668	147.3	28:56.273								
11	1	2:51.751	48.215	1:19.357	44.179	146.8	31:48.024								
12	1	2:51.167	47.716	1:19.193	44.258	147.3	34:39.191								
13	1	2:50.467	47.349	1:18.756	44.362	147.9	37:29.658								
14	1	2:50.287	47.113	1:18.842	44.332	148.1	40:19.945								
15	1	2:51.016	47.675	1:19.225	44.116	147.4	43:10.961								
16	1	2:49.941	47.184	1:18.835	43.922	148.4	46:00.902								
17	1	2:50.459	47.665	1:19.001	43.793	147.9	48:51.361								
18	1	2:49.314	47.412	1:17.970	43.932	148.9	51:40.675								
19	1	2:52.255	47.172	1:19.369	45.714	146.4	54:32.930								
20	2	5:09.850	3:04.423	1:20.965	44.462	81.4	59:42.780								
21	2	4:40.626	51.534	2:14.633	1:34.459	89.8	1:04:23.406								
22	2	4:14.322	1:43.838	1:36.283	54.201	99.1	1:08:37.728								
23	2	2:52.846	49.183	1:19.603	44.060	145.9	1:11:30.574								
24	2	2:51.621	48.701	1:19.372	43.548	146.9	1:14:22.195								



**BRITCAR**  
SPA EURO RACE 2014  
RACE 2

Analysis

■ Personal Best ■ Session Best B Crossing the finish line in pit lane

Lap	D	Time	Sector 1	Sector 2	Sector 3	Kph	Elapsed	Lap	D	Time	Sector 1	Sector 2	Sector 3	Kph	Elapsed
25	2	2:49.989	48.144	1:18.047	43.798	148.3	1:17:12.184	1	1	3:03.797	56.163	1:20.200	47.434	137.2	3:03.797
26	2	2:48.519	48.090	1:17.614	42.815	149.6	1:20:00.703	2	1	2:53.713	49.119	1:19.657	44.937	145.1	5:57.510
27	2	2:48.927	47.471	1:17.620	43.836	149.3	1:22:49.630	3	1	2:49.241	48.408	1:16.674	44.159	149.0	8:46.751
28	2	2:48.699	47.448	1:17.986	43.265	149.5	1:25:38.329	4	1	2:49.101	49.192	1:15.823	44.086	149.1	11:35.852
29	2	2:48.156	47.553	1:17.786	42.817	149.9	1:28:26.485	5	1	2:46.910	48.119	1:15.776	43.015	151.1	14:22.762
30	2	<b>2:47.470</b>	47.969	<b>1:16.935</b>	<b>42.566</b>	150.6	1:31:13.955	6	1	<b>2:46.119</b>	48.046	1:15.713	<b>42.360</b>	151.8	17:08.881
31	2	2:48.964	47.404	1:18.099	43.461	149.2	1:34:02.919	7	1	2:47.025	<b>47.679</b>	1:16.803	42.543	151.0	19:55.906
32	2	2:51.547	47.435	1:19.519	44.593	147.0	1:36:54.466	8	1	3:39.331	47.929	<b>1:15.495</b>	1:35.907	115.0	23:35.237
33	2	2:48.845	47.852	1:18.041	42.952	149.3	1:39:43.311	9	1	28:54.586	...	1:20.248	44.657	14.5	52:29.823
34	2	2:48.760	46.915	1:18.484	43.361	149.4	1:42:32.071	10	1	3:09.009	49.913	1:29.891	49.205	133.4	55:38.832

43		Intersport		BMW V8 GT4			
		1. Ian DONALDSON		3			
		2. Anna WALEWSKA					
1	1	3:02.032	55.302	1:20.149	46.581	138.5	3:02.032
2	1	2:47.378	48.006	1:16.354	43.018	150.6	5:49.410
3	1	2:49.019	48.070	1:16.824	44.125	149.2	8:38.429
4	1	2:47.023	48.251	1:15.962	42.810	151.0	11:25.452
5	1	2:48.058	47.697	1:17.070	43.291	150.0	14:13.510
6	1	2:46.153	47.506	1:16.288	42.359	151.8	16:59.663
7	1	2:46.731	47.647	1:16.465	42.619	151.2	19:46.394
8	1	2:46.057	47.739	<b>1:15.843</b>	42.475	151.8	22:32.451
9	1	2:46.421	47.426	1:16.134	42.861	151.5	25:18.872
10	1	<b>2:45.260</b>	<b>46.843</b>	1:16.120	<b>42.297</b>	152.6	28:04.132
11	1	2:48.018	47.617	1:16.753	43.648	150.1	30:52.150
12	1	2:49.055	48.139	1:16.697	44.219	149.1	33:41.205
13	1	2:52.505	47.907	1:19.010	45.588	146.2	36:33.710
14	1	2:47.120	47.334	1:16.590	43.196	150.9	39:20.830
15	1	2:48.210	47.516	1:17.335	43.359	149.9	42:09.040
16	1	2:47.690	47.862	1:17.021	42.807	150.4	44:56.730
17	1	2:47.503	47.564	1:16.769	43.170	150.5	47:44.233
18	1	2:47.282	47.401	1:16.752	43.129	150.7	50:31.515
19	1	2:47.845	47.855	1:16.834	43.156	150.2	53:19.360
20	1	3:23.172	1:16.112	1:21.270	45.790	124.1	56:42.532
21	1	2:56.553	52.991	1:18.385	45.177	142.8	59:39.085
22	1	4:42.388	53.779	2:15.022	1:33.587	89.3	1:04:21.473
23	1	4:15.255	1:44.025	1:37.435	53.795	98.8	1:08:36.728
24	2	5:25.303	3:17.602	1:22.765	44.936	77.5	1:14:02.031
25	2	2:52.585	49.536	1:18.554	44.495	146.1	1:16:54.616
26	2	2:52.411	48.334	1:20.044	44.033	146.2	1:19:47.027
27	2	2:52.072	48.665	1:19.457	43.950	146.5	1:22:39.099
28	2	2:49.438	48.086	1:17.977	43.375	148.8	1:25:28.537
29	2	2:53.241	48.310	1:21.180	43.751	145.5	1:28:21.778
30	2	2:50.942	49.652	1:18.038	43.252	147.5	1:31:12.720
31	2	2:52.081	48.678	1:20.017	43.386	146.5	1:34:04.801
32	2	2:50.047	48.177	1:18.525	43.345	148.3	1:36:54.848
33	2	2:50.193	48.419	1:18.520	43.254	148.2	1:39:45.041
34	2	2:48.668	47.769	1:17.976	42.923	149.5	1:42:33.709
35	2	2:50.676	47.563	1:19.529	43.584	147.7	1:45:24.385
36	2	2:50.626	48.586	1:18.361	43.679	147.8	1:48:15.011
37	2	2:50.468	47.789	1:18.317	44.362	147.9	1:51:05.479
38	2	2:49.536	47.850	1:18.451	43.235	148.7	1:53:55.015
39	2	2:51.036	47.793	1:18.773	44.470	147.4	1:56:46.051
40	2	2:50.489	47.936	1:18.833	43.720	147.9	1:59:36.540
41	2	2:52.250	48.117	1:20.310	43.823	146.4	2:02:28.790


46		Ian Mitchell		BMW V8	
		1. Ian MITCHELL		3	

11	1	5:32.437	3:03.834	1:34.003	54.600	75.8	1:01:11.269
12	1	3:39.384	1:05.465	1:37.221	56.698	114.9	1:04:50.653
13	1	3:49.039	1:19.981	1:34.829	54.229	110.1	1:08:39.692
14	1	2:58.678	49.148	1:19.768	49.762	141.1	1:11:38.370
15	1	3:11.106	50.861	1:26.031	54.214	131.9	1:14:49.476
16	1	7:53.016	5:48.688	1:20.032	44.296	53.3	1:22:42.492
17	1	2:54.240	50.366	1:19.733	44.141	144.7	1:25:36.732
18	1	2:54.354	49.811	1:19.548	44.995	144.6	1:28:31.086
19	1	2:54.448	49.819	1:19.944	44.685	144.5	1:31:25.534
20	1	2:54.329	49.369	1:20.542	44.418	144.6	1:34:19.863
21	1	2:54.164	51.023	1:18.959	44.182	144.8	1:37:14.027
22	1	2:53.892	50.123	1:18.023	45.746	145.0	1:40:07.919
23	1	2:52.467	49.279	1:18.085	45.103	146.2	1:43:00.386
24	1	2:55.904	49.580	1:21.241	45.083	143.3	1:45:56.290
25	1	2:55.899	49.830	1:21.339	44.730	143.3	1:48:52.189
26	1	3:28.146	1:20.971	1:19.559	47.616	121.1	1:52:20.335
27	1	2:55.175	50.552	1:19.890	44.733	143.9	1:55:15.510
28	1	2:54.010	49.794	1:18.670	45.546	144.9	1:58:09.520
29	1	2:54.790	49.670	1:20.283	44.837	144.3	2:01:04.310
30	1	2:54.262	50.167	1:18.621	45.474	144.7	2:03:58.572

53		1. Mark CUNNINGHAM		Seat T			
		2. Peter CUNNINGHAM		4			
1	1	2:53.959	50.979	1:18.758	44.222	144.9	2:53.959
2	1	2:47.480	47.836	1:16.192	43.452	150.6	5:41.439
3	1	2:45.904	48.479	1:14.950	42.475	152.0	8:27.343
4	1	2:44.895	47.839	1:14.697	42.359	152.9	11:12.238
5	1	2:44.840	48.709	1:13.929	42.202	153.0	13:57.078
6	1	2:43.197	47.484	1:13.866	41.847	154.5	16:40.275
7	1	2:43.511	47.785	1:14.362	<b>41.364</b>	154.2	19:23.786
8	1	2:45.371	47.929	1:15.310	42.132	152.5	22:09.157
9	1	2:44.396	47.799	1:14.573	42.024	153.4	24:53.553
10	1	2:44.289	48.056	1:14.107	42.126	153.5	27:37.842
11	1	2:43.597	47.135	<b>1:13.670</b>	42.792	154.1	30:21.439
12	1	2:44.911	49.041	1:13.824	42.046	152.9	33:06.350
13	1	2:43.493	<b>47.069</b>	1:13.944	42.480	154.2	35:49.843
14	1	<b>2:43.195</b>	47.123	1:14.197	41.875	154.5	38:33.038
15	1	2:44.916	48.504	1:14.242	42.170	152.9	41:17.954
16	1	2:44.544	47.087	1:15.070	42.387	153.2	44:02.498
17	1	2:43.548	47.253	1:14.192	42.103	154.2	46:46.046
18	1	2:44.724	47.160	1:14.879	42.685	153.1	49:30.770
19	1	2:45.248	47.300	1:15.255	42.693	152.6	52:16.018

54		1. Jonathan CULLUM		Seat Supercopa			
		2. Rob CULLUM		4			
1	1	2:59.095	53.368	1:21.199	44.528	140.8	2:59.095
2	1	2:49.457	48.621	1:16.562	44.274	148.8	5:48.552





**BRITCAR**  
SPA EURO RACE 2014  
RACE 2

Analysis

Personal Best    Session Best    B Crossing the finish line in pit lane

Lap	D	Time	Sector 1	Sector 2	Sector 3	Kph	Elapsed	Lap	D	Time	Sector 1	Sector 2	Sector 3	Kph	Elapsed
24	2	2:55.210	49.748	1:19.575	45.887	143.9	1:37:12.041	1	1	3:03.252	52.762	1:23.140	47.350	137.6	3:03.252
25	2	2:55.831	49.827	1:19.466	46.538	143.4	1:40:07.872	2	1	2:50.629	48.462	1:17.838	44.329	147.8	5:53.881
26	2	2:53.907	50.596	1:18.390	44.921	145.0	1:43:01.779	3	1	2:50.760	48.206	1:18.557	43.997	147.7	8:44.641
27	2	2:56.478	49.712	1:21.058	45.708	142.9	1:45:58.257	4	1	2:50.307	48.411	1:17.827	44.069	148.1	11:34.948
28	2	2:55.909	49.695	1:19.948	46.266	143.3	1:48:54.166	5	1	2:51.283	48.335	1:18.517	44.431	147.2	14:26.231
29	2	2:54.432	50.916	1:18.539	44.977	144.6	1:51:48.598	6	1	2:51.593	48.193	1:18.383	45.017	146.9	17:17.824
30	2	2:55.791	49.890	1:19.165	46.736	143.4	1:54:44.389	7	1	2:52.004	48.309	1:18.791	44.904	146.6	20:09.828
31	2	2:52.607	49.199	1:18.157	45.251	146.1	1:57:36.996	8	1	2:54.266	48.938	1:19.249	46.079	144.7	23:04.094
32	2	2:55.081	50.367	1:19.507	45.207	144.0	2:00:32.077	9	1	2:55.851	49.179	1:20.379	46.293	143.4	25:59.945
33	2	2:55.939	49.084	1:20.721	46.134	143.3	2:03:28.016	10	1	2:55.954	48.792	1:20.255	46.907	143.3	28:55.899

**77** Track Torque  
1. David WEBB  
2. Andrew GIBBS  
Seat T 4


1	1	3:12.344	56.127	1:29.978	46.239	131.1	3:12.344
2	1	2:55.195	51.583	1:18.682	44.930	143.9	6:07.539
3	1	3:02.146	49.682	1:27.314	45.150	138.4	9:09.685
4	1	2:51.816	49.217	1:18.357	44.242	146.8	12:01.501
5	1	2:51.120	49.311	1:17.389	44.420	147.3	14:52.621
6	1	2:52.670	49.233	1:18.049	45.388	146.0	17:45.291
7	1	2:50.092	48.822	1:16.775	44.495	148.2	20:35.383
8	1	2:52.288	49.305	1:17.899	45.084	146.3	23:27.671
9	1	2:50.022	49.097	1:17.065	43.860	148.3	26:17.693
10	1	2:52.015	48.836	1:18.753	44.426	146.6	29:09.708
11	1	2:52.818	48.852	1:19.640	44.326	145.9	32:02.526
12	1	2:52.198	49.949	1:18.078	44.171	146.4	34:54.724
13	1	2:52.640	49.979	1:18.559	44.102	146.1	37:47.364
14	1	2:54.156	48.395	1:20.068	45.693	144.8	40:41.520
15	1	2:51.128	49.626	1:17.453	44.049	147.3	43:32.648
16	1	2:54.661	48.997	1:20.784	44.880	144.4	46:27.309
17	1	2:51.752	49.218	1:17.954	44.580	146.8	49:19.061
18	1	2:55.099	49.359	1:20.573	45.167	144.0	52:14.160
19	1	3:04.282	49.088	1:26.594	48.600	136.8	55:18.442
20	2	4:42.052	2:31.194	1:23.922	46.936	89.4	1:00:00.494
21	2	5:00.610	2:45.784	1:23.153	51.673	83.9	1:05:01.104
22	2	3:46.632	1:15.246	1:38.935	52.451	111.3	1:08:47.736
23	2	2:58.483	50.833	1:21.142	46.508	141.3	1:11:46.219
24	2	2:59.606	52.348	1:20.735	46.523	140.4	1:14:45.825
25	2	2:58.892	49.718	1:20.959	48.215	140.9	1:17:44.717
26	2	2:52.132	49.831	1:17.534	44.767	146.5	1:20:36.849
27	2	2:50.957	48.613	1:17.657	44.687	147.5	1:23:27.806
28	2	2:52.484	49.810	1:17.788	44.886	146.2	1:26:20.290
29	2	2:53.429	50.355	1:18.062	45.012	145.4	1:29:13.719
30	2	2:53.181	50.108	1:18.490	44.583	145.6	1:32:06.900
31	2	2:53.904	51.053	1:18.271	44.580	145.0	1:35:00.804
32	2	2:53.391	49.475	1:18.787	45.129	145.4	1:37:54.195
33	2	2:53.133	49.199	1:18.999	44.935	145.6	1:40:47.328
34	2	2:51.859	49.053	1:18.134	44.672	146.7	1:43:39.187
35	2	2:52.577	49.015	1:18.122	45.440	146.1	1:46:31.764
36	2	2:53.026	49.071	1:19.315	44.640	145.7	1:49:24.790
37	2	2:54.496	49.380	1:20.389	44.727	144.5	1:52:19.286
38	2	2:57.576	51.257	1:20.644	45.675	142.0	1:55:16.862
39	2	2:55.915	49.816	1:20.524	45.575	143.3	1:58:12.777
40	2	3:01.153	49.584	1:20.260	51.309	139.2	2:01:13.930
41	2	2:56.920	51.050	1:19.642	46.228	142.5	2:04:10.850

**79** Westlake Motorsport  
1. Cris HAYES  
2. Andy THOMPSON  
Seat 2000 4

1	1	3:03.252	52.762	1:23.140	47.350	137.6	3:03.252
2	1	2:50.629	48.462	1:17.838	44.329	147.8	5:53.881
3	1	2:50.760	48.206	1:18.557	43.997	147.7	8:44.641
4	1	2:50.307	48.411	1:17.827	44.069	148.1	11:34.948
5	1	2:51.283	48.335	1:18.517	44.431	147.2	14:26.231
6	1	2:51.593	48.193	1:18.383	45.017	146.9	17:17.824
7	1	2:52.004	48.309	1:18.791	44.904	146.6	20:09.828
8	1	2:54.266	48.938	1:19.249	46.079	144.7	23:04.094
9	1	2:55.851	49.179	1:20.379	46.293	143.4	25:59.945
10	1	2:55.954	48.792	1:20.255	46.907	143.3	28:55.899
11	1	2:56.609	48.765	1:21.831	46.013	142.8	31:52.508
12	1	2:56.269	49.296	1:20.336	46.637	143.0	34:48.777
13	1	2:56.739	48.864	1:21.704	46.171	142.7	37:45.516
14	1	2:56.569	48.815	1:21.193	46.561	142.8	40:42.085
15	1	2:55.883	49.390	1:20.557	45.936	143.4	43:37.968
16	1	2:55.003	48.877	1:19.821	46.305	144.1	46:32.971
17	1	2:55.873	48.806	1:20.865	46.202	143.4	49:28.844
18	1	2:56.010	48.460	1:20.694	46.856	143.3	52:24.854
19	2	5:58.499	3:38.760	1:27.767	51.972	70.3	58:23.353
20	2	3:06.275	56.467	1:23.443	46.365	135.4	1:01:29.628
21	2	3:26.944	52.538	1:36.098	58.308	121.8	1:04:56.572
22	2	3:49.494	1:16.820	1:36.558	56.116	109.9	1:08:46.066
23	2	2:58.589	51.509	1:21.421	45.659	141.2	1:11:44.655
24	2	2:54.046	49.148	1:19.926	44.972	144.9	1:14:38.701
25	2	2:53.279	48.735	1:19.755	44.789	145.5	1:17:31.980
26	2	2:52.922	48.735	1:19.497	44.690	145.8	1:20:24.902
27	2	2:53.466	49.286	1:19.295	44.885	145.4	1:23:18.368
28	2	2:53.023	48.880	1:19.301	44.842	145.7	1:26:11.391
29	2	2:54.025	49.255	1:18.645	46.125	144.9	1:29:05.416
30	2	2:52.164	48.856	1:18.762	44.546	146.5	1:31:57.580
31	2	2:51.163	48.939	1:18.012	44.212	147.3	1:34:48.743
32	2	2:51.258	48.488	1:18.402	44.368	147.2	1:37:40.001
33	2	2:52.600	48.907	1:18.442	45.251	146.1	1:40:32.601
34	2	2:53.077	50.021	1:18.864	44.192	145.7	1:43:25.678
35	2	2:53.129	48.516	1:19.231	45.382	145.6	1:46:18.807
36	2	2:51.934	49.289	1:17.983	44.662	146.7	1:49:10.741
37	2	2:54.045	49.724	1:19.622	44.699	144.9	1:52:04.786
38	2	2:57.353	48.842	1:22.590	45.921	142.2	1:55:02.139
39	2	2:55.276	49.388	1:20.028	45.860	143.9	1:57:57.415
40	2	2:57.245	49.778	1:20.876	46.591	142.3	2:00:54.660
41	2	3:00.968	50.520	1:24.419	46.029	139.3	2:03:55.628

**391** Racer Industries  
1. Peter LEEHMUIS  
2. Keith KASSULKE  
MARC Focus V8 2

1	1	2:43.484	47.072	1:15.585	40.827	154.2	2:43.484
2	1	2:38.680	44.687	1:13.110	40.883	158.9	5:22.164
3	1	2:38.598	44.575	1:13.244	40.779	159.0	8:00.762
4	1	2:38.606	44.848	1:13.151	40.607	159.0	10:39.368
5	1	2:38.698	44.444	1:12.897	41.357	158.9	13:18.066
6	1	2:40.498	45.702	1:14.125	40.671	157.1	15:58.564
7	1	2:39.725	44.291	1:13.408	42.026	157.9	18:38.289
8	1	2:39.806	45.033	1:13.777	40.996	157.8	21:18.095
9	1	2:39.055	44.557	1:13.571	40.927	158.5	23:57.150
10	1	2:39.397	44.206	1:14.245	40.946	158.2	26:36.547
11	1	2:38.967	44.827	1:13.629	40.511	158.6	29:15.514
12	1	2:40.014	45.339	1:14.247	40.428	157.6	31:55.528
13	1	2:41.396	44.903	1:14.779	41.714	156.2	34:36.924




**BRITCAR**  
SPA EURO RACE 2014  
RACE 2

Analysis

							Personal Best		Session Best		B Crossing the finish line in pit lane											
Lap	D	Time	Sector 1	Sector 2	Sector 3	Kph	Elapsed	Lap	D	Time	Sector 1	Sector 2	Sector 3	Kph	Elapsed							
14	1	2:39.005	44.507	1:13.942	40.556	158.6	37:15.929	24	1	4:21.396	2:24.618	1:15.106	41.672	96.5	1:05:51.669							
15	1	2:39.208	44.504	1:14.171	40.533	158.4	39:55.137	25	1	4:02.935	2:08.614	1:13.385	40.936	103.8	1:09:54.604							
16	1	2:40.151	44.586	1:14.474	41.091	157.4	42:35.288	26	1	2:35.486	44.348	1:11.588	39.550	162.2	1:12:30.090							
17	2	4:41.502	2:43.183	1:16.196	42.123	89.6	47:16.790	27	1	2:34.919	43.958	1:11.620	39.341	162.8	1:15:05.009							
18	2	2:42.605	45.339	1:15.474	41.792	155.1	49:59.395	28	1	2:36.152	43.495	1:11.396	41.261	161.5	1:17:41.161							
19	2	2:41.700	45.517	1:14.439	41.744	155.9	52:41.095	29	1	2:36.144	43.787	1:11.408	40.949	161.5	1:20:17.305							
20	2	2:57.927	46.129	1:22.704	49.094	141.7	55:39.022	30	1	2:35.271	43.738	1:12.067	39.466	162.4	1:22:52.576							
21	2	2:51.991	52.198	1:16.774	43.019	146.6	58:31.013	31	1	2:37.435	43.645	1:13.502	40.288	160.2	1:25:30.011							
22	2	3:00.569	50.644	1:22.944	46.981	139.6	1:01:31.582	32	1	2:35.423	43.895	1:11.841	39.687	162.2	1:28:05.434							
23	2	3:25.450	51.327	1:35.855	58.268	122.7	1:04:57.032	33	1	2:35.267	44.445	1:11.365	39.547	162.4	1:30:40.701							
24	2	3:49.326	1:17.800	1:35.621	55.905	109.9	1:08:46.358	34	1	2:35.482	43.553	1:12.432	39.497	162.2	1:33:16.183							
25	2	2:46.425	49.081	1:15.305	42.039	151.5	1:11:32.783	35	1	2:34.623	43.567	1:11.119	39.937	163.1	1:35:50.806							
26	2	2:43.096	45.759	1:15.552	41.785	154.6	1:14:15.879	36	1	2:35.624	43.386	1:12.220	40.018	162.0	1:38:26.430							
27	2	2:44.103	45.853	1:16.745	41.505	153.6	1:16:59.982	37	1	2:35.878	44.251	1:11.696	39.931	161.8	1:41:02.308							
28	2	2:44.035	44.970	1:17.193	41.872	153.7	1:19:44.017	38	1	2:35.241	43.605	1:12.161	39.475	162.4	1:43:37.549							
29	2	2:41.531	45.455	1:14.423	41.653	156.1	1:22:25.548	39	1	2:36.378	43.612	1:12.442	40.324	161.2	1:46:13.927							
30	2	2:40.671	45.113	1:14.203	41.355	156.9	1:25:06.219	40	1	2:38.608	43.820	1:12.476	42.312	159.0	1:48:52.535							
31	2	2:41.039	44.978	1:14.898	41.163	156.6	1:27:47.258	41	1	2:39.054	45.656	1:12.889	40.509	158.5	1:51:31.589							
32	2	2:40.571	44.847	1:14.663	41.061	157.0	1:30:27.829	42	1	2:35.711	43.997	1:12.177	39.537	161.9	1:54:07.300							
33	2	2:40.725	45.054	1:14.009	41.662	156.9	1:33:08.554	43	1	2:36.780	43.879	1:12.232	40.669	160.8	1:56:44.080							
34	2	2:41.058	44.777	1:14.941	41.340	156.6	1:35:49.612	44	1	2:37.652	43.562	1:14.389	39.701	159.9	1:59:21.732							
35	2	2:40.530	44.761	1:14.677	41.092	157.1	1:38:30.142	45	1	2:39.031	44.176	1:12.669	42.186	158.5	2:02:00.763							
36	2	2:43.128	45.168	1:16.729	41.231	154.6	1:41:13.270	<div style="border: 1px solid black; padding: 5px;"> <b>450</b> Cor Euser Racing                      1. Cor EUSER                      2. Osman YUSUF                      Lotus Evora 3                 </div>							1	1	2:53.349	50.075	1:19.456	43.818	145.5	2:53.349
37	2	2:40.446	44.945	1:14.432	41.069	157.2	1:43:53.716								2	1	2:48.105	46.894	1:17.412	43.799	150.0	5:41.454
38	2	2:42.819	45.137	1:15.568	42.114	154.9	1:46:36.535								3	1	2:45.409	47.143	1:15.956	42.310	152.4	8:26.863
39	2	2:41.757	45.103	1:15.366	41.288	155.9	1:49:18.292								4	1	2:44.458	47.213	1:15.152	42.093	153.3	11:11.321
40	2	2:41.517	44.853	1:16.118	40.546	156.1	1:51:59.809								5	1	2:44.433	46.909	1:16.050	41.474	153.3	13:55.754
41	2	2:42.227	45.107	1:14.386	42.734	155.4	1:54:42.036								6	1	2:42.926	46.497	1:14.974	41.455	154.8	16:38.680
42	2	2:40.069	44.998	1:14.299	40.772	157.5	1:57:22.105								7	1	2:43.032	46.392	1:15.261	41.379	154.7	19:21.712
43	2	2:40.817	44.704	1:15.592	40.521	156.8	2:00:02.922								8	1	2:42.670	46.424	1:14.924	41.322	155.0	22:04.382
44	2	2:39.592	44.490	1:13.336	41.766	158.0	2:02:42.514								9	1	2:41.780	46.352	1:13.971	41.457	155.9	24:46.162
							MARC Focus V8															
							2															
							3															
							4															
							5															
							6															
							7															
							8															
							9															
							10															
							11															
							12															
							13															
							14															
							15															
							16															
							17															
							18															
							19															
							20															
							21															
							22															
							23															
							24															
							25															
							26															
							27															
							28															
							29															
							30															
							31															
							32															

**393** Racer Industries  
 1. Jake CAMILLERI





**BRITCAR**  
SPA EURO RACE 2014  
RACE 2

Analysis

■ Personal Best   
 ■ Session Best   
 ■ B Crossing the finish line in pit lane

Lap	D	Time	Sector 1	Sector 2	Sector 3	Kph	Elapsed	Lap	D	Time	Sector 1	Sector 2	Sector 3	Kph	Elapsed
33	2	2:41.806	45.860	1:14.386	41.560	155.8	1:35:41.601								
34	2	2:44.587	46.662	1:15.467	42.458	153.2	1:38:26.188								
35	2	2:41.640	45.754	1:14.458	41.428	156.0	1:41:07.828								
36	2	2:43.852	46.008	1:15.049	42.795	153.9	1:43:51.680								
37	2	2:45.788	46.622	1:15.417	43.749	152.1	1:46:37.468								
38	2	2:50.544	47.509	1:18.810	44.225	147.8	1:49:28.012								
39	2	2:48.688	47.851	1:18.062	42.775	149.5	1:52:16.700								
40	2	2:48.755	48.041	1:17.498	43.216	149.4	1:55:05.455								
41	1	4:51.165	2:50.384	1:17.935	42.846	86.6	1:59:56.620								
42	1	2:45.795	46.930	1:16.182	42.683	152.1	2:02:42.415								